

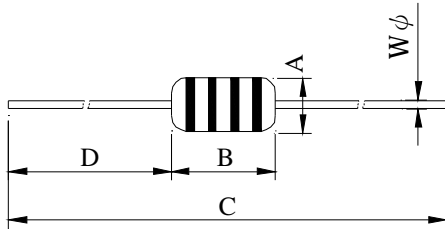
SPECIFICATION FOR APPROVAL

REF : 20120322-F

PAGE: 1

PROD. NAME	AXIAL INDUCTOR	ABC'S DWG NO.	AA0410□□□□L□-□□□
		ABC'S ITEM NO.	

I . CONFIGURATION & DIMENSIONS :

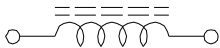


A	: 4.0 max.	m/m
B	: 10.5 max.	m/m
C	: 61.0 ref.	m/m
D	: 25.4 min.	m/m
Wφ	: 0.60	m/m

※Color code :

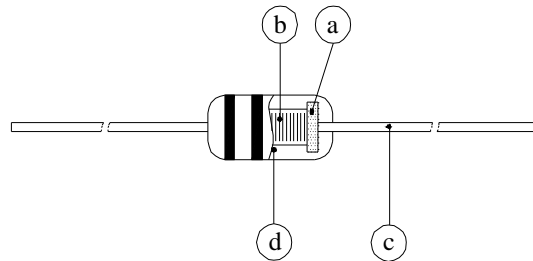
- 1st Color : First Significant Figure
- 2nd Color : Second Significant Figure
- 3rd Color : Multiplier
- 4th Color : Tolerance

II . SCHEMATIC DIAGRAM :



III . MATERIALS :

- a . Core : Ferrite DR core
- b . Wire : Enamelled copper wire (class B)
- c . Terminal : Cu/Ni/Sn
- d . Coating : Epoxy resin
- e . Remark : Products comply with RoHS' requirements



IV . GENERAL SPECIFICATION :

- a . Temp. rise : 20°C max.
- b . Storage temp : -40°C---- +105°C
- c . Operating temp : -25°C---- +85°C
- d . Terminal tensile strength : 2.5 KG min
- e . Terminal bending strength : 0.5 KG min
- f . Dielectric withstanding voltage : 500 Vrms
- g . Rated current : Base on temp rise

AR-001A

SPECIFICATION FOR APPROVAL

PROD. NAME	AXIAL INDUCTOR	ABC'S DWG NO.	AA0410□□□□L□-□□□
		ABC'S ITEM NO.	

V . ELECTRICAL CHARACTERISTICS :

DWG No.	Inductance		Q min.	Test Freq. (MHz)	SRF (MHz) min	RDC (Ω) max	IDC (mA) max	Color Code			
	(μH)	Tol.						1st	2nd	3rd	4th
AA0410R10ML□-□□□	0.10	±20%	50	25.2	480.0	0.06	1700	BN	BK	SIL	—
AA0410R12ML□-□□□	0.12	±20%	50	25.2	450.0	0.06	1640	BN	R	SIL	—
AA0410R15ML□-□□□	0.15	±20%	50	25.2	420.0	0.07	1560	BN	GN	SIL	—
AA0410R18ML□-□□□	0.18	±20%	50	25.2	400.0	0.07	1480	BN	GY	SIL	—
AA0410R22ML□-□□□	0.22	±20%	50	25.2	380.0	0.08	1400	R	R	SIL	—
AA0410R27ML□-□□□	0.27	±20%	50	25.2	340.0	0.09	1320	R	V	SIL	—
AA0410R33ML□-□□□	0.33	±20%	50	25.2	300.0	0.10	1280	O	O	SIL	—
AA0410R39ML□-□□□	0.39	±20%	50	25.2	280.0	0.12	1200	O	W	SIL	—
AA0410R47ML□-□□□	0.47	±20%	50	25.2	250.0	0.13	1150	Y	V	SIL	—
AA0410R56ML□-□□□	0.56	±20%	50	25.2	230.0	0.14	1100	GN	BU	SIL	—
AA0410R68ML□-□□□	0.68	±20%	50	25.2	210.0	0.15	1030	BU	GY	SIL	—
AA0410R82ML□-□□□	0.82	±20%	50	25.2	172.0	0.16	980	GY	R	SIL	—
AA0410I1R0KL□-□□□	1.00	±10%	50	7.96	157.0	0.17	920	BN	BK	GD	SIL
AA0410I1R2KL□-□□□	1.20	±10%	50	7.96	144.0	0.18	880	BN	R	GD	SIL
AA0410I1R5KL□-□□□	1.50	±10%	50	7.96	131.0	0.20	830	BN	GN	GD	SIL
AA0410I1R8KL□-□□□	1.80	±10%	50	7.96	121.0	0.22	790	BN	GY	GD	SIL
AA0410I2R2KL□-□□□	2.20	±10%	50	7.96	110.0	0.24	750	R	R	GD	SIL
AA0410I2R7KL□-□□□	2.70	±10%	60	7.96	100.0	0.25	720	R	V	GD	SIL
AA0410I3R3KL□-□□□	3.30	±10%	60	7.96	94.0	0.30	670	O	O	GD	SIL
AA0410I3R9KL□-□□□	3.90	±10%	60	7.96	86.0	0.35	640	O	W	GD	SIL
AA0410I4R7KL□-□□□	4.70	±10%	70	7.96	80.0	0.40	620	Y	V	GD	SIL
AA0410I5R6KL□-□□□	5.60	±10%	70	7.96	74.0	0.45	590	GN	BU	GD	SIL
AA0410I6R8KL□-□□□	6.80	±10%	70	7.96	68.0	0.50	550	BU	GY	GD	SIL
AA0410I8R2KL□-□□□	8.20	±10%	80	7.96	53.0	0.52	530	GY	R	GD	SIL
AA0410I100KL□-□□□	10.00	±10%	80	7.96	40.0	0.65	500	BN	BK	BK	SIL
AA0410I120KL□-□□□	12.00	±10%	70	2.52	34.0	0.70	480	BN	R	BK	SIL
AA0410I150KL□-□□□	15.00	±10%	70	2.52	20.0	0.75	460	BN	GN	BK	SIL
AA0410I180KL□-□□□	18.00	±10%	60	2.52	14.0	0.80	430	BN	GY	BK	SIL
AA0410I220KL□-□□□	22.00	±10%	60	2.52	9.9	0.90	410	R	R	BK	SIL
AA0410I270KL□-□□□	27.00	±10%	50	2.52	7.6	1.00	390	R	V	BK	SIL
AA0410I330KL□-□□□	33.00	±10%	50	2.52	6.5	1.10	370	O	O	BK	SIL
AA0410I390KL□-□□□	39.00	±10%	50	2.52	6.5	1.20	350	O	W	BK	SIL
AA0410I470KL□-□□□	47.00	±10%	45	2.52	6.3	1.30	340	Y	V	BK	SIL
AA0410I560KL□-□□□	56.00	±10%	45	2.52	6.2	1.50	320	GN	BU	BK	SIL
AA0410I680KL□-□□□	68.00	±10%	40	2.52	5.7	1.80	305	BU	GY	BK	SIL
AA0410I820KL□-□□□	82.00	±10%	35	2.52	5.3	2.00	290	GY	R	BK	SIL
AA0410I101KL□-□□□	100.00	±10%	30	2.52	4.8	2.50	275	BN	BK	BN	SIL
AA0410I121KL□-□□□	120.00	±10%	60	0.796	3.8	3.00	185	BN	R	BN	SIL
AA0410I151KL□-□□□	150.00	±10%	60	0.796	3.5	4.00	175	BN	GN	BN	SIL
AA0410I181KL□-□□□	180.00	±10%	60	0.796	3.0	4.50	165	BN	GY	BN	SIL
AA0410I221KL□-□□□	220.00	±10%	60	0.796	2.8	5.00	155	R	R	BN	SIL
AA0410I271KL□-□□□	270.00	±10%	60	0.796	2.6	6.00	145	R	V	BN	SIL
AA0410I331KL□-□□□	330.00	±10%	60	0.796	2.4	6.50	137	O	O	BN	SIL
AA0410I391KL□-□□□	390.00	±10%	55	0.796	2.0	7.50	133	O	W	BN	SIL
AA0410I471KL□-□□□	470.00	±10%	50	0.796	1.8	8.50	126	Y	V	BN	SIL
AA0410I561KL□-□□□	560.00	±10%	50	0.796	1.6	9.50	120	GN	BU	BN	SIL
AA0410I681KL□-□□□	680.00	±10%	45	0.796	1.6	12.00	113	BU	GY	BN	SIL
AA0410I821KL□-□□□	820.00	±10%	45	0.796	1.4	14.00	105	GY	R	BN	SIL
AA0410I102KL□-□□□	1000.00	±10%	40	0.796	1.2	20.00	100	BN	BK	R	SIL

- 1). □ : Package Information--- Bulk Taping / Box Taping / Reel
 2). "- □□□": Reference code

SPECIFICATION FOR APPROVAL

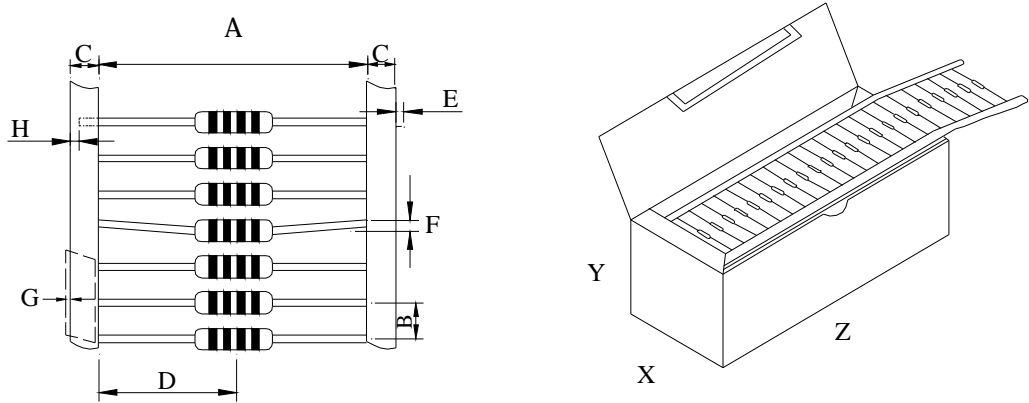
REF : 20120322-F

PAGE: 3

PROD. NAME	AXIAL INDUCTOR	ABC'S DWG NO.	AA0410□□□□L□-□□□
		ABC'S ITEM NO.	

VI . PACKAGING INFORMATION FOR ALA HORIZONTAL TAPING IN BOX

(1) Configuration



(2) Dimensions

Unit:m/m

Style	Item	Specification	Item	Specification
T 52	A	52.00±1.50	F	1.00 (max)
	D	26.00±1.50	G	1.00 (max)
	X	76.00±1.50	H	2.50 (max)

(3) Q'TY & G.W. Per package

Series	Inner : Box			Outer : Carton		
	Q'TY (pcs)	G.W. (gw)	Size (m/m)	Q'TY (pcs)	G.W. (Kg)	Size (cm)
AA0410	2,000	600	250x 75 x 100	24,000	8.0	37.6 x 26.6 x 34.5

SPECIFICATION FOR APPROVAL

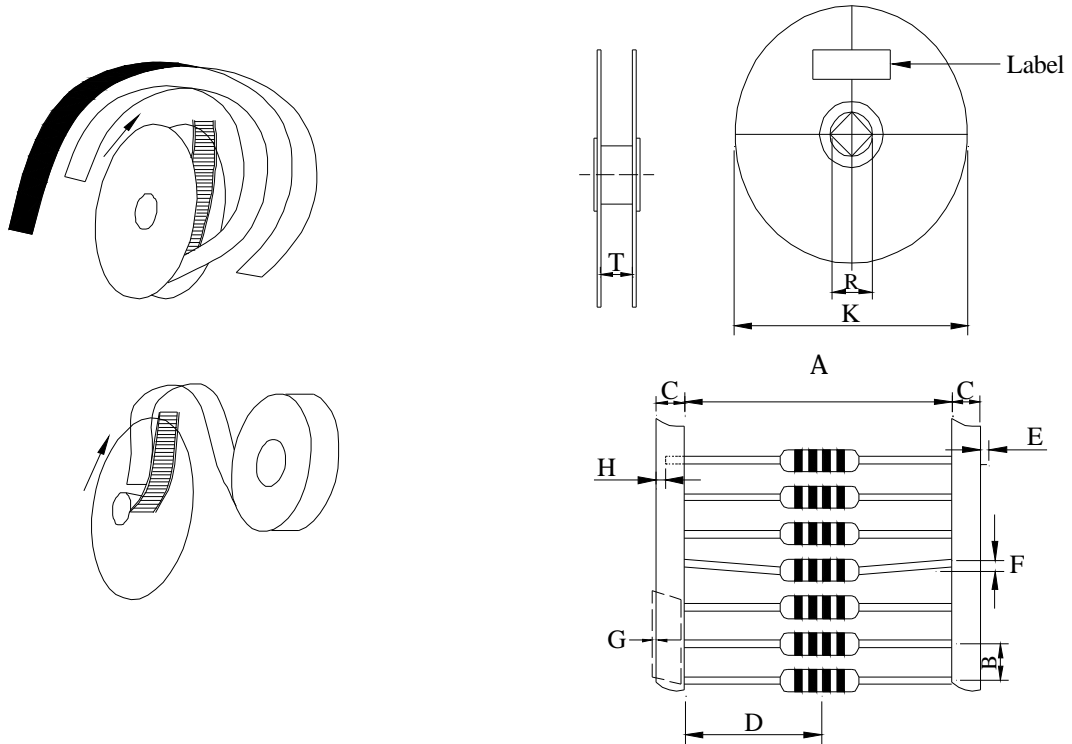
REF : 20120322-F

PAGE: 4

PROD. NAME	AXIAL INDUCTOR	ABC'S DWG NO. ABC'S ITEM NO.	AA0410□□□□L□-□□□
---------------	----------------	---------------------------------	------------------

VII . PACKAGING INFORMATION FOR ALA HORIZONTAL TAPING IN REEL

(1) Configuration



(2) Dimensions

Unit:m/m

Item	Specification	Item	Specification
A	52.00±1.50	F	1.00 (max)
B	5.00±0.50	G	1.00 (max)
C	6.00±1.00	K	355.00±0.50
D	26.00±1.50	R	15.00±0.50
E	0.50 (max)	T	71.00±3.00
H	2.50 (max)		

(3) Q'TY & G.W. Per package

Series	Inner : Reel			Outer : Carton		
	Q'TY (pcs)	G.W. (gw)	Size (m/m)	Q'TY (pcs)	G.W. (Kg)	Size (cm)
AA0410	5,000	2,000	370 x 370 x 85	20,000	10.0	37.9 x 37.9 x 37.3

AR-001A



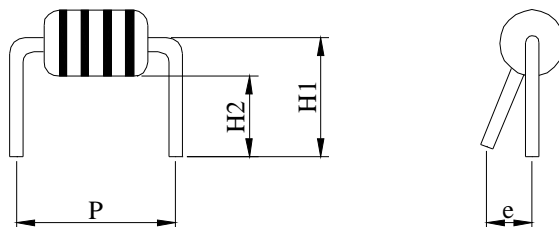
SPECIFICATION FOR APPROVAL

REF : 20120322-F

PAGE: 5

PROD. NAME	AXIAL INDUCTOR	ABC'S DWG NO.	AA0410□□□□L□-□□□
		ABC'S ITEM NO.	

VIII . PACKING FOR FORMING TYPE



Unit : mm

Code	Style	P±0.5	H1±0.5	H2±1	e max.
F	FM Type	12.0	6.5	4.5	1.7

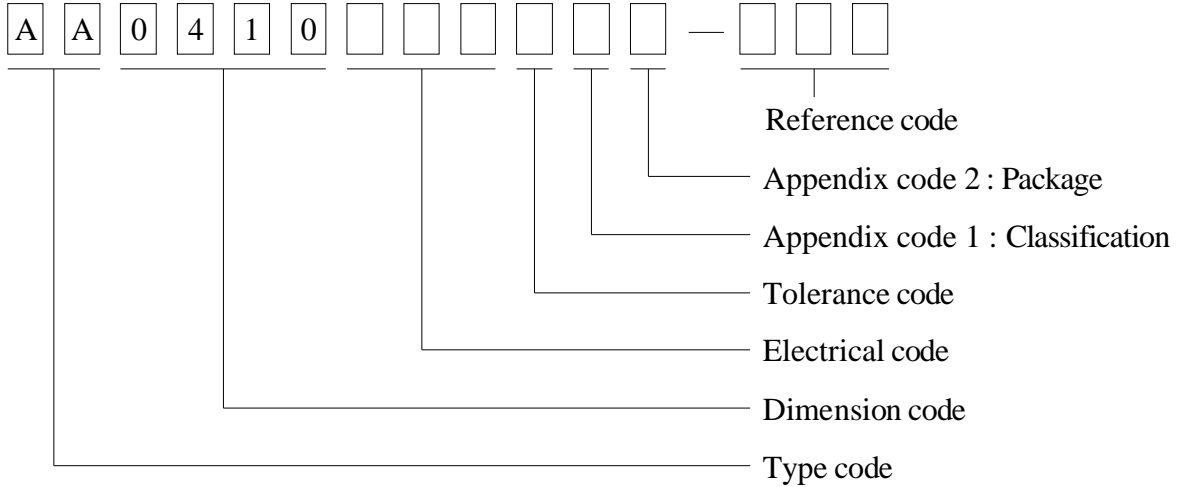
SPECIFICATION FOR APPROVAL

REF : 20120322-F

PAGE: 6

PROD. NAME	AXIAL INDUCTOR	ABC'S DWG NO.	AA0410□□□□L□-□□□
		ABC'S ITEM NO.	

IX . DWGING NUMBER EXPRESSION :



Appendix code 1 : Product Classification

- L : Lead Free Standard products comply with RoHS' requirements
- 1 ~ 9 : Lead Free Special products comply with RoHS' requirements

Appendix code 2 : Package Information

Code	Inner package	Inner package Q'TY	Remark
A	Bag	200 pcs	Bag/200pcs
B	T / B (T52 Box package)	2000 pcs	
C	T / R (T52 Reel package)	5000 pcs	
D	T / B (T52 Box package)	2000 pcs	(B=5.08±0.5m/m)
E	T / R (T52 Reel package)	5000 pcs	(B=5.08±0.5m/m)
F	Bag (FM Forming type)	200 pcs	

SPECIFICATION FOR APPROVAL

REF : 20120322-F

PAGE: 7

PROD.	AXIAL INDUCTOR	ABC'S DWG NO.	AA0410□□□□L□-□□□
NAME		ABC'S ITEM NO.	

X . UL CARD :

OBMW2 September 8, 2000
Magnet Wire-Component

JUNG SHING WIRE CO LTD E174837
231 CHUNG CHENG RD, SEC 3 JEN-TEH HSIANG, TAINAN
HSIEN TAIWAN

Mtl Dsg	Mark Dsg	BC	Coat Typ	OC	ANSI Type	Temp Class
AIW	---	Polyamideimide		---	MW81-C	220
CFUEWB	---	Polyurethane		---	MW75C	130
EIAIW	---	Polyesterimide	Polyamideimide		MW35C	200
EILOCKY	---	Polyesterimide	Polyamide		---	180
EILOCKW	---	Polyesterimide	Modified Epoxy		---	200
EIW	---	Polyesterimide		---	---	220
EIW-2	---	Polyesterimide		---	MW74-C	200
FL.EILOCKY	---	Modified Polyester	Polyamide		---	155
LSFFW	---	Polyurethane		---	MW79-C	155
LSUEW	---	Polyurethane		---	---	130
PEW	---	Polyester		---	---	155
PEY	---	Polyester	Nylon		MW24-C	155
SF.FLW	---	Modified Polyester		---	MW26C	155
SF.EIW	---	Polyesterimide		---	MW77C	180
SF.BY@	---	Modified Polyester	Nylon		MW27-C	155
SF.FLY@	---	Modified Polyester	Nylon		MW27-C	155
SF.BLOCKBS	---	Modified Polyester	Modified Polyamide		---	155
SF.EILOCKY#	---	Polyesterimide	Polyamide		---	180
SF.EILOCKBS	---	Polyesterimide	Modified Polyamide		---	180
SF.BW@	---	Modified Polyester		---	MW26C	155
SFFW	---	Polyurethane		---	MW79	155

A not-for-profit organization
dedicated to public safety and
committed to quality service

287806002 Page 1 of 2

Mtl Dsg	Mark Dsg	BC	Coat Typ	OC	ANSI Type	Temp Class
SFFY	---	Polyurethane		Polyamide	MW80C	155
UEW-1	---	Polyurethane		---	MW2-C	105
UEW-2	---	Polyurethane		---	---	130
UEW-4	---	Polyurethane		---	MW75C	130
UEY	---	Polyurethane	Nylon		MW28-C	130
UEY-2	---	Polyurethane	Polyamide		MW28-C	130

@-May be suffixed by LZ; # - May be suffixed by LZ, EL or LZL.
LZ - Signifies magnd wires twisted together; EL - signifies base coated magnet wire laid parallel with top coat applied overall; LZL - signi-
fies base coated magnet wire twisted together and covered with top coat overall.

Marking: Company name or trademarks or 榮星電線 , material designation or marked designation on packaed or reel, and
Recognized Component Mark.

See General Information Preceding These Recognitions
For use only in equipment where the acceptability of the combination is determined by Underwriters Laboratories Inc.

287806002 Page 2 of 2 OBMW2E174837
September 8 , 2000