

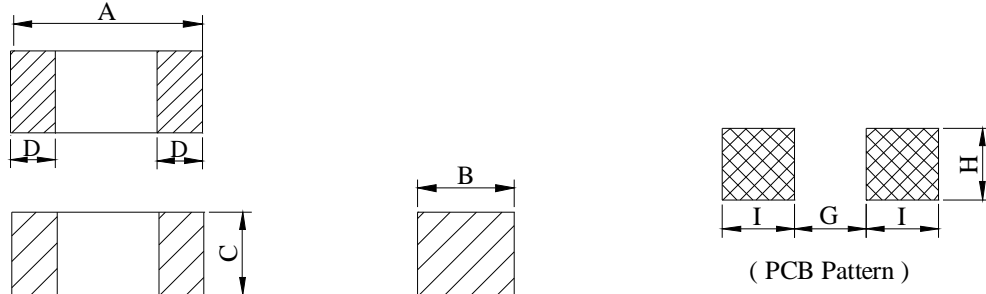
# SPECIFICATION FOR APPROVAL

REF :

PAGE: 1

PROD. NAME	MULTILAYER CHIP INDUCTOR	ABC'S DWG NO.	MS1608□□□□L□-□□□
		ABC'S ITEM NO.	

**I . CONFIGURATION & DIMENSIONS :**



Unit : m/m

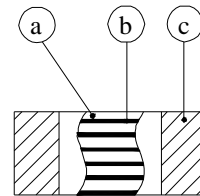
Series	A	B	C	D	G	H	I
MS1608	1.60±0.20	0.80±0.20	0.80±0.20	0.30±0.20	0.7	0.7	0.7

**II . SCHEMATIC DIAGRAM :**



**III . MATERIALS :**

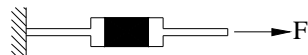
- a . Body : Ferrite
- b . Internal conductor : Silver or Ag / Pd
- c . Terminal : Cu/Sn
- d . Remark : Products comply with RoHS' requirements



**IV . GENERAL SPECIFICATION :**

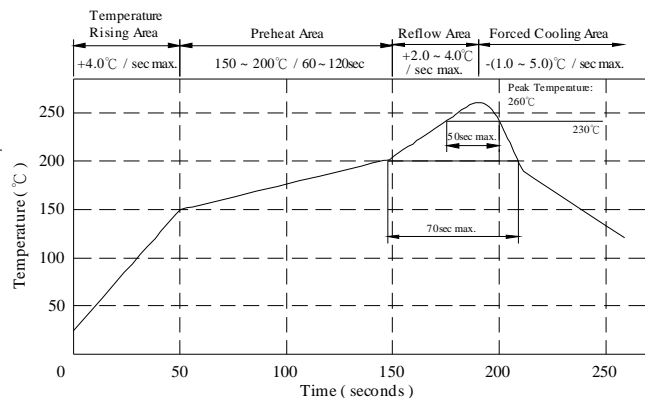
- a . Storage Conditions :  
 Electrical Performance temp : -55°C ~ +125°C  
 Terminal Solderability & Packages Material temp : -10°C ~ +40°C and RH 70% max.
- b . Operating temp. : -55°C ---- +125°C
- c . Terminal strength :

Peak Temp : 260°C max.  
 Max time above 230°C : 50sec max.  
 Max time above 200°C : 70sec max.



Type	F (kgf)	time (sec)
MS1608	0.5	30±5

- d . Solderability : Preheat : 150±25°C for 60 seconds  
 Solder : Sn96.5 / Ag3 / Cu0.5 or equivalent  
 Solder temp. : 260±5°C  
 Flux : Rosin  
 Dip time : 4±1 seconds



# SPECIFICATION FOR APPROVAL

REF :

PAGE: 2

PROD. NAME	MULTILAYER CHIP INDUCTOR	ABC'S DWG NO.	MS1608□□□□L□-□□□
		ABC'S ITEM NO.	

**V . ELECTRICAL CHARACTERISTICS :**

DWG No.	Inductance ( $\mu$ H)	Q min	Test Freq. (MHz)	SRF (MHz) min	RDC ( $\Omega$ ) max	IDC (mA) max
MS160847NML□-□□□	0.047 $\pm$ 20%	10	50	260	0.30	50
MS160868NML□-□□□	0.068 $\pm$ 20%	10	50	250	0.30	50
MS160882NML□-□□□	0.082 $\pm$ 20%	10	50	245	0.30	50
MS1608R10ML□-□□□	0.100 $\pm$ 20%	15	25	240	0.50	50
MS1608R12ML□-□□□	0.120 $\pm$ 20%	15	25	205	0.50	50
MS1608R15ML□-□□□	0.150 $\pm$ 20%	15	25	180	0.60	50
MS1608R18ML□-□□□	0.180 $\pm$ 20%	15	25	165	0.60	50
MS1608R22ML□-□□□	0.220 $\pm$ 20%	15	25	150	0.80	50
MS1608R27ML□-□□□	0.270 $\pm$ 20%	15	25	136	0.80	50
MS1608R33ML□-□□□	0.330 $\pm$ 20%	15	25	125	0.85	35
MS1608R39ML□-□□□	0.390 $\pm$ 20%	15	25	110	1.00	35
MS1608R47ML□-□□□	0.470 $\pm$ 20%	15	25	105	1.35	35
MS1608R56ML□-□□□	0.560 $\pm$ 20%	15	25	95	1.55	35
MS1608R68ML□-□□□	0.680 $\pm$ 20%	15	25	90	1.70	35
MS1608R82ML□-□□□	0.820 $\pm$ 20%	15	25	85	2.10	35
MS16081R0ML□-□□□	1.000 $\pm$ 20%	35	10	75	0.60	25
MS16081R2ML□-□□□	1.200 $\pm$ 20%	35	10	65	0.80	25
MS16081R5ML□-□□□	1.500 $\pm$ 20%	35	10	60	0.80	25
MS16081R8ML□-□□□	1.800 $\pm$ 20%	35	10	55	0.95	25
MS16082R2ML□-□□□	2.200 $\pm$ 20%	35	10	50	1.15	15
MS16082R7ML□-□□□	2.700 $\pm$ 20%	35	10	45	1.35	15
MS16083R3ML□-□□□	3.300 $\pm$ 20%	35	10	40	1.55	15
MS16083R9ML□-□□□	3.900 $\pm$ 20%	35	10	35	1.70	15
MS16084R7ML□-□□□	4.700 $\pm$ 20%	35	10	33	2.10	15
MS16085R6ML□-□□□	5.600 $\pm$ 20%	35	4	22	1.55	5
MS16086R8ML□-□□□	6.800 $\pm$ 20%	35	4	20	1.70	5
MS16088R2ML□-□□□	8.200 $\pm$ 20%	35	4	18	2.10	5
MS1608100ML□-□□□	10.000 $\pm$ 20%	30	2	17	1.85	3

1). □ : Packaging Information... [A] : Bulk [B] : Taping Reel

2). "-□□□" : Reference code

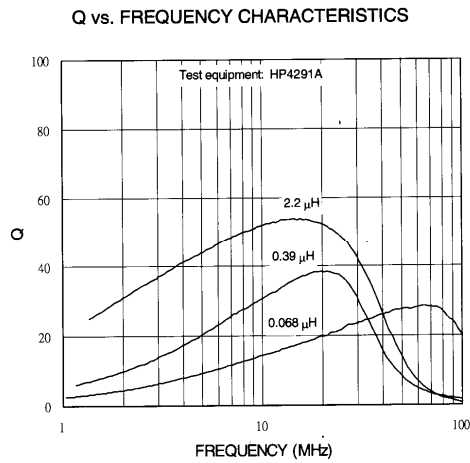
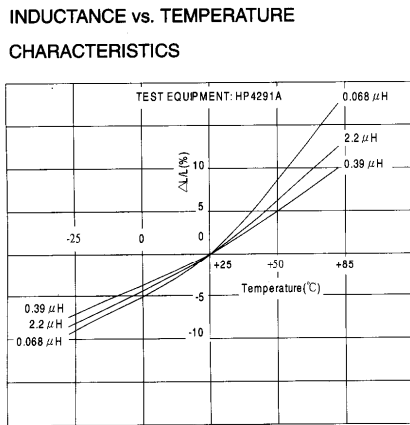
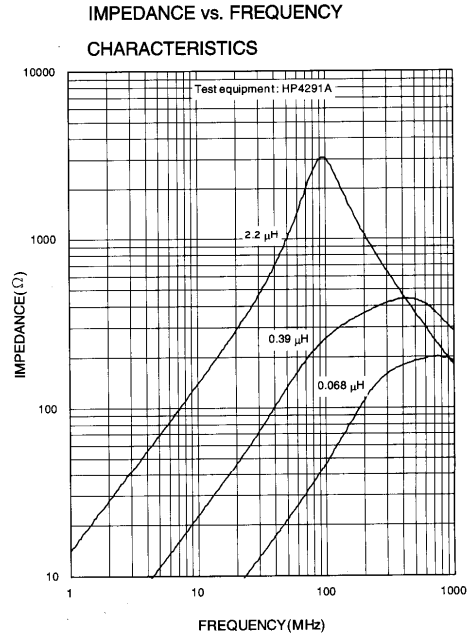
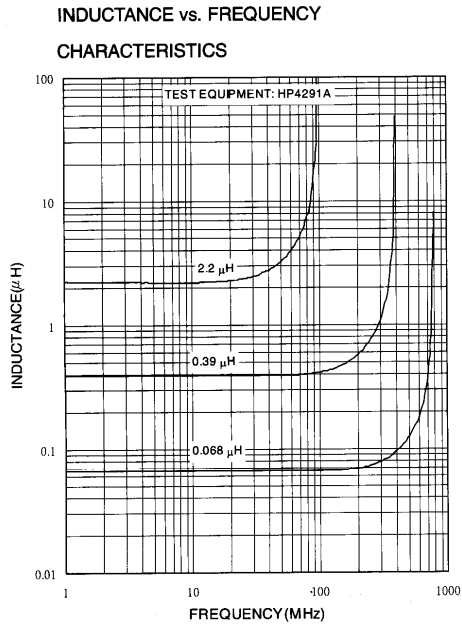
# SPECIFICATION FOR APPROVAL

REF :

PAGE: 3

PROD. NAME	MULTILAYER CHIP INDUCTOR	ABC'S DWG NO. ABC'S ITEM NO.	MS1608□□□□L□-□□□
---------------	--------------------------	---------------------------------	------------------

VI . CURVE :



AR-001A

# SPECIFICATION FOR APPROVAL

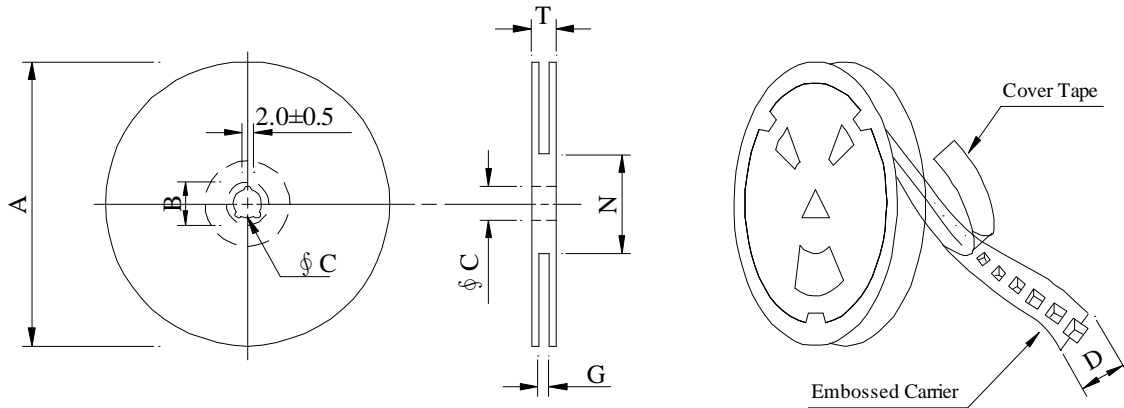
REF :

PAGE: 4

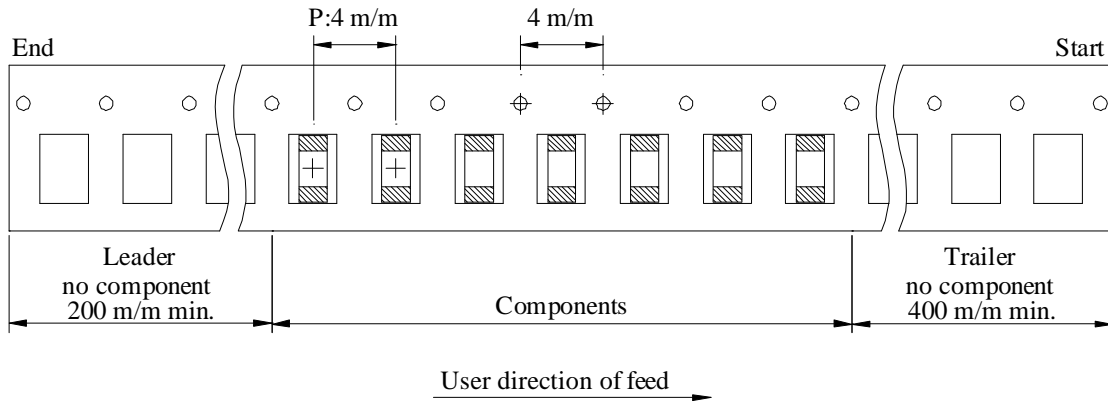
PROD. NAME	MULTILAYER CHIP INDUCTOR	ABC'S DWG NO.	MS1608□□□□L□-□□□
		ABC'S ITEM NO.	

**VII . PACKAGING INFORMATION :**

( 1 ) Configuration



※Carrier tape width : D



( 2 ) Dimensions

Unit:m/m

Style	A	B	C	D	G	N	T
07 - 08	178	21±0.8	13	8	10 <sup>+0</sup>	50 <sup>-0</sup>	12.5

( 3 ) Q'TY & G.W. Per package

Series	Inner : Reel			Outer : Carton		
	Q'TY (pcs)	G.W. (gw)	Style	Q'TY (pcs)	G.W. (Kg)	Size (cm)
MS1608	4,000	90	07 - 08	200,000	7.0	41 x 39 x 22

AR-001A

# SPECIFICATION FOR APPROVAL

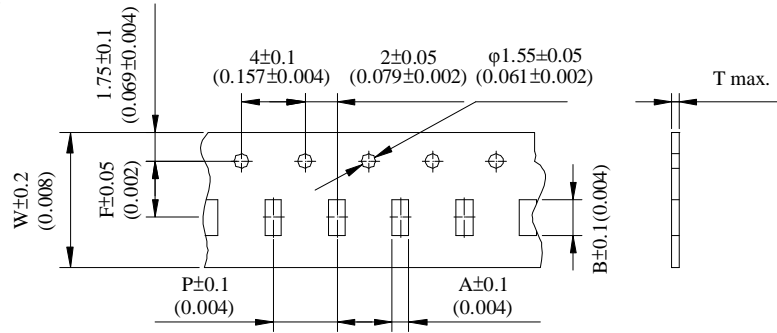
REF :

PAGE: 5

PROD. NAME	MULTILAYER CHIP INDUCTOR	ABC'S DWG NO.	MS1608□□□□L□-□□□
		ABC'S ITEM NO.	

( 4 ) TYPE DIMENSIONS

Fig 1.



Unit:m/m

Type	A	B	F	P	T	W	Fig
MS1608	1.05	1.85	3.50	4.0	1.10	8.0	1

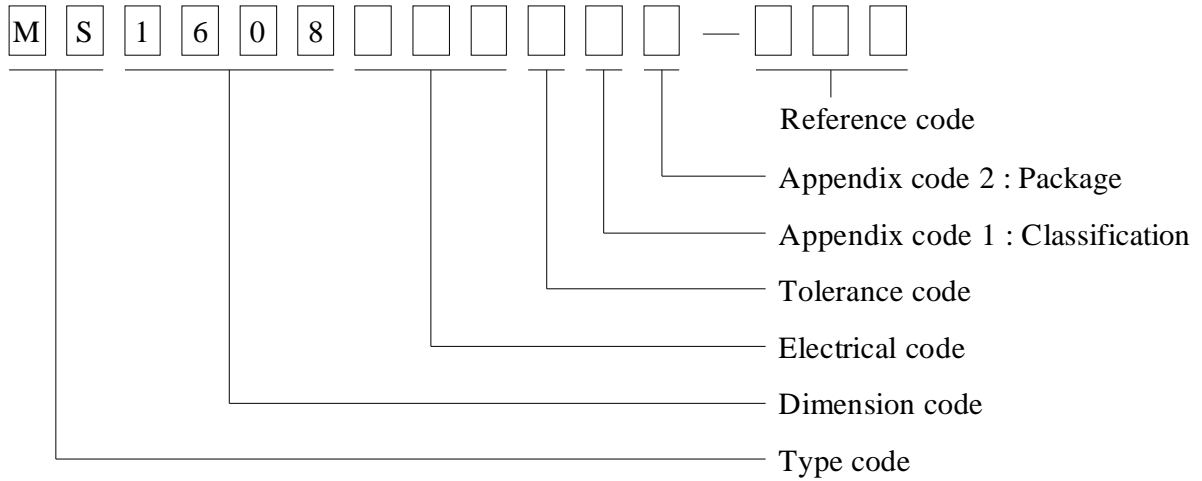
# SPECIFICATION FOR APPROVAL

REF :

PAGE: 6

PROD. NAME	MULTILAYER CHIP INDUCTOR	ABC'S DWG NO.	MS1608□□□□L□-□□□
		ABC'S ITEM NO.	

VIII . DWGING NUMBER EXPRESSION :



Appendix code 1 : Product Classification

- L : Lead Free Standard products comply with RoHS' requirements
- 1 ~ 9 : Lead Free Special products comply with RoHS' requirements

Appendix code 2 : Package Information

Code	Inner package	Inner package QTY	Remark
A	T.B.D	T.B.D	
B	T / R ( Reel package )	4000 pcs	