

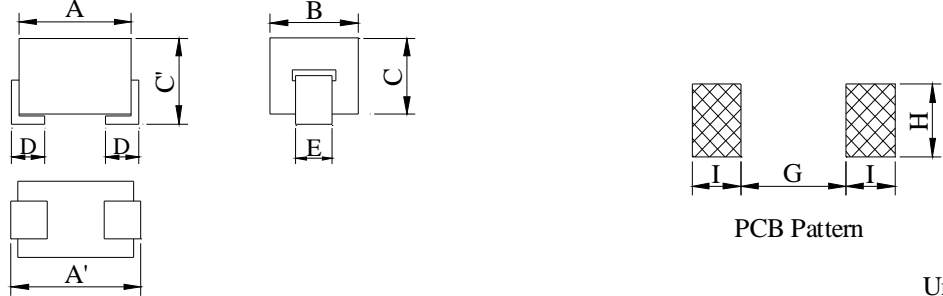
SPECIFICATION FOR APPROVAL

REF : 20110325-A

PAGE: 1

PROD. NAME	WOUND CHIP BEAD	ABC'S DWG NO.	MB□□□□□□□□L□-□□□
		ABC'S ITEM NO.	

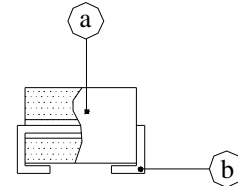
I . CONFIGURATION & DIMENSIONS :



Unit : m/m

Series	A	A'	B	C	C'	D	E	G	H	I
MB4030	4.0±0.2	4.6±0.5	3.0±0.2	2.6±0.1	2.85±0.20	1.35 typ.	1.20 typ.	1.0	1.8	3.0
MB8530	8.5±0.2	9.0±0.6	3.0±0.2	2.6±0.1	2.85±0.20	2.00 typ.	1.20 typ.	4.5	1.8	3.0

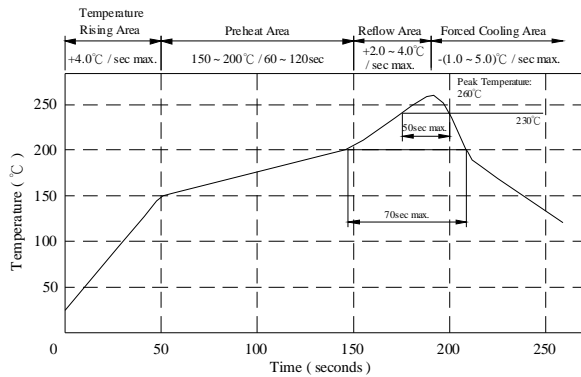
II . SCHEMATIC DIAGRAM :



III . MATERIALS :

- a . Body : Ferrite
- b . Terminal : Tinned copper flate t=0.2 m/m
- c . Remark : Products comply with RoHS' requirements

Peak Temp : 260°C max.
 Max time above 230°C : 50sec max.
 Max time above 200°C : 70sec max.



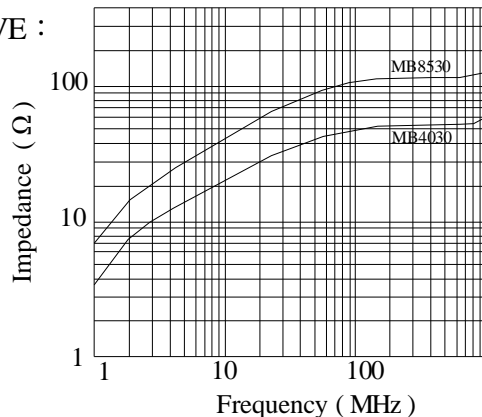
IV . GENERAL SPECIFICATION :

- a . Storage temp. : -40°C ---- +125°C
- b . Operating temp. : -40°C ---- +105°C
- c . Resistance to Solder heat : 260°C 10 secs

V . ELECTRICAL CHARACTERISTIC & Z-F CURVE :

Series	Z (Ω) @25MHz	Z (Ω) @100MHz	RDC (mΩ)
MB4030-L-□□□	30±20%	47±20%	6.0 ⁺⁰
MB8530-L-□□□	60±20%	90±20%	9.0 ⁺⁰

- 1). "-□□□": Reference code
- 2). Ratted Current : 5 Amps.



AR-001A

SPECIFICATION FOR APPROVAL

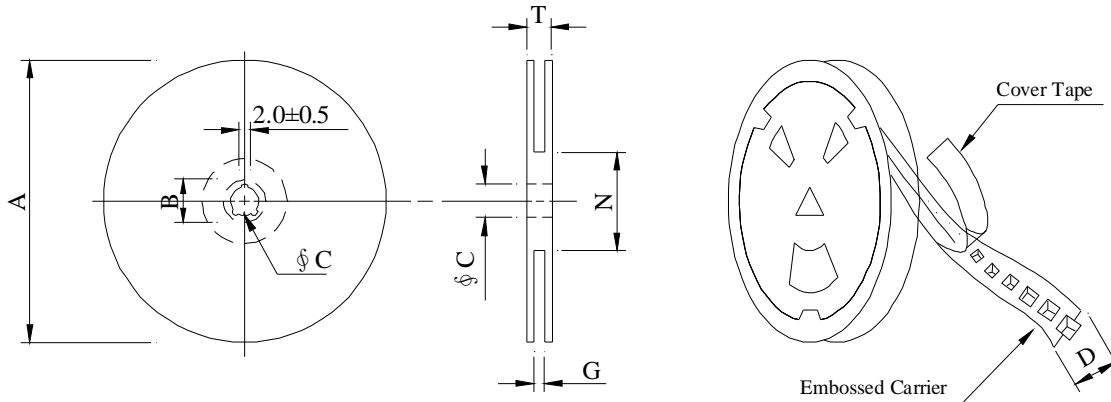
REF: 20110325-A

PAGE: 2

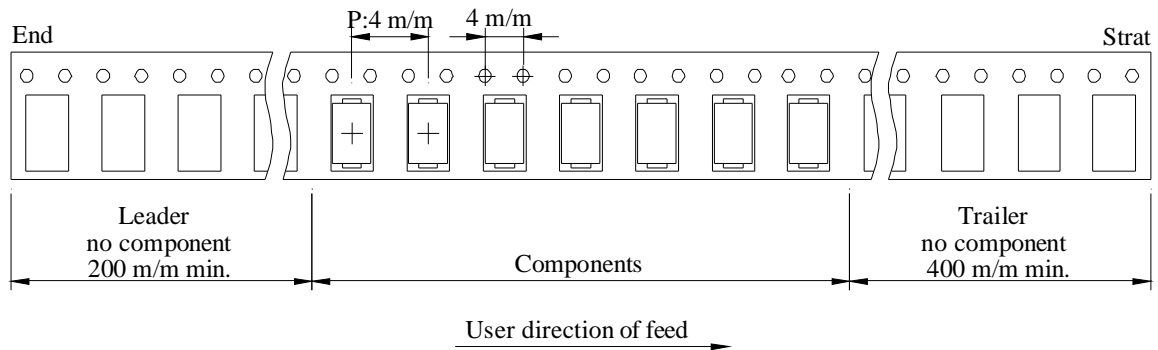
PROD. NAME	WOUND CHIP BEAD	ABC'S DWG NO.	MB□□□□□□□□L□-□□□
		ABC'S ITEM NO.	

VI . PACKAGING INFORMATION :

(1) Configuration



※Carrier tape width : D



(2) Dimensions

Unit:m/m

Style	A	B	C	D	G	N	T
07 - 12	178	21 ± 0.8	13	12	14^{+0}	50^{-0}	16.5
07 - 16	178	21 ± 0.8	13	16	18^{+0}	50^{-0}	20.5

(3) Q'TY & G.W. Per package

Series	Inner : Reel			Outer : Carton		
	Q'TY (pcs)	G.W. (gw)	Style	Q'TY (pcs)	G.W. (Kg)	Size (cm)
MB4030	500	150	07 - 12	20,000	7.5	41 x 39 x 22
MB8530	500	220	07 - 16	15,000	8.0	41 x 39 x 22

AR-001A

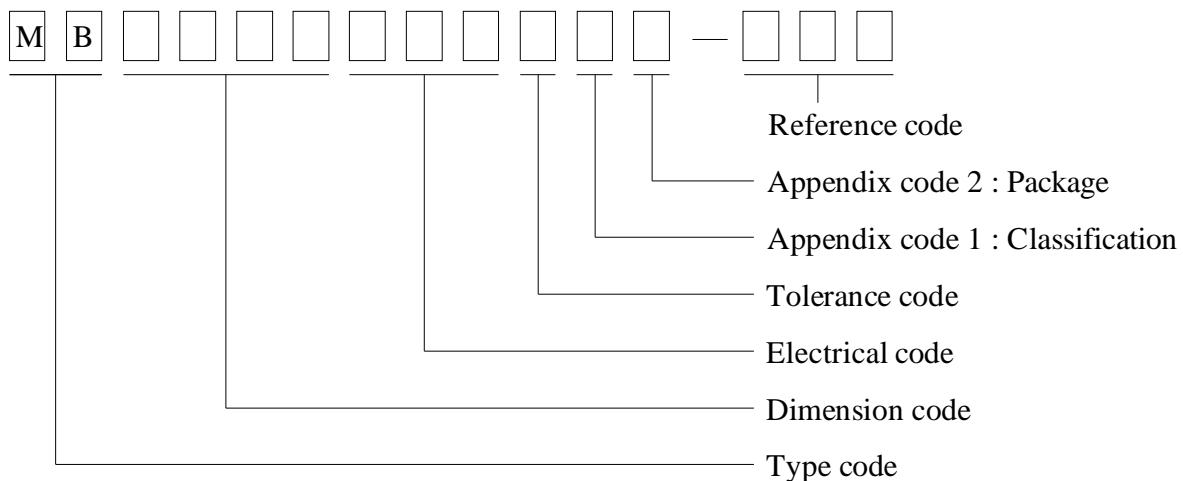
SPECIFICATION FOR APPROVAL

REF : 20110325-A

PAGE: 4

PROD. NAME	WOUND CHIP BEAD	ABC'S DWG NO.	MB□□□□□□□□L□-□□□
		ABC'S ITEM NO.	

VIII . DWGING NUMBER EXPRESSION :



Appendix code 1 : Product Classification

- L : Lead Free Standard products comply with RoHS' requirements
- 1 ~ 9 : Lead Free Special products comply with RoHS' requirements

Appendix code 2 : Package Information

Code	Inner package	Inner package QTY	Remark
A	T.B.D.	T.B.D.	
B	T / R (Reel package)	500 pcs	MB4030
	T / R (Reel package)	500 pcs	MB8530